

Play With Patterns

Part-2


By :

POOJA JAIN

(M.Com, University of Delhi)

Designed by:

Manthan Technologies



SAI BOOKS INTERNATIONAL

(Publishers & Distributors)

C-2/290 Janakpuri, New Delhi-110058

Tele: 011-28113958 M: 09868868876

E-mail: saibooks09@gmail.com

Preface

The Play With Patterns range has two workbooks which develop children's writing skills in an organised manner. The step-by-step approach has been followed to link various strokes with letters, numbers, and shapes. This is an ideal book for younger children who have just started school.

Salient Features:

- Colouring pages to help the child in better control of pencil and crayons.
- Ample practice pages are given to help and enhance the child's skills related to logical reasoning, visual discrimination, eye-hand coordination and motor skills.
- Attractive illustrations to keep the child interested and motivated in working through the activities.
- Circular, semi-circular, slanting and looping strokes help in the formation of small letters.
- A complete package comprising of letters, numbers and shapes.



A Few Tips:

- Guide your child to make the correct stroke.
 - Don't scold the child. Be patient.
 - Work on the book in the correct sequence. Don't jump on next page before completing current page.
 - Encourage and motivate the child by giving wholehearted praise.
 - Tracing letters and numbers in sand is helpful.
- Enjoy Writing!

—Author

Contents

1. Colour Me	3	10. Terry's Cup Cakes	21
2. Matching Shadows	4	11. Slanting Lines	26
3. Patterns	5	12. Shapes	30
4. Circular Strokes	9	13. Curved Lines	35
5. Looping Strokes	10	14. Trace and Colour	41
6. Odd one Out	14	15. Position Words	42
7. Semi-circular Strokes	16	16. Count and Write	44
8. Patterns on Kites	17	17. Draw the Shapes	45
9. Tunnel Strokes	19	18. Sorry and Thank You	46



Colour Me

Colour the picture.



Matching Shadows

Match each shadow with its picture.

